





# Make Waves

WHAT YOU DO TODAY CAN  
CHANGE THE WORLD AROUND YOU

VBS 2022 | CRAFTS



## TODAY'S BIBLE STORY

**Jesus Is Alive**  
John 18–21:14

---

## TODAY'S BOTTOM LINE

**You can trust Jesus  
with your life.**

---

## KEY QUESTION

**What does it mean  
to trust Jesus?**

---

## MEMORY VERSE

**"Whoever believes in me . . .  
rivers of living water will flow  
from within them."  
John 7:38, NIV**

---

## BASIC TRUTH

**I can trust God no matter what.**

## LIFE SAVER PHOTO FRAME

**WHAT YOU NEED:** paper plates, crayons/markers, glue stick, construction paper/circle, Craft Day 3: Life Saver Picture Frame Bottom Line/Scripture

**WHAT YOU DO:**

**Step 1:** Give each child a paper plate, a piece of white paper and a circle to trace.

**Step 2:** Have each kid trace a circle on their white piece of paper and cut it out.

**Step 3:** Instruct the kids to draw a self portrait on the construction paper.

**Step 4:** Instruct them to glue their construction paper circle to their paper plate to turn their paper plate into a "Life Saver" life preserver. Instruct them to color their life preserver.

**Step 5:** Once the kids have decorated their life preserver, direct them to glue their self portrait in the center of their plate, and their Craft Day 3: Life Saver Picture Frame Bottom Line/Scripture to the bottom of their Life Saver frame.

**WHAT YOU SAY:**

Describe a time when you were thankful for a lifeguard. Ask: "Why is it important to have lifeguards at the beach or pool?" (allow for responses) Say: "Just like we need lifeguards around water, we need Jesus in our life. He is our Life Saver. Let's say today's Bottom Line together: **You can trust Jesus with your life.**"

**Travel Time**

As you travel to the next track, use the following questions to keep the conversation going and to keep kids thinking about what they're learning!


**WHAT YOU SAY:**



# Make Waves

WHAT YOU DO TODAY CAN  
CHANGE THE WORLD AROUND YOU

SUMMER JAM 2022 | GAMES





## TODAY'S BIBLE STORY

**Peter Walks on Water**  
Matthew 14:22-33

## TODAY'S BOTTOM LINE

**Jesus invited people  
to follow Him.**

## KEY QUESTION

**What makes Jesus  
worth following?**

## MEMORY VERSE

**"Whoever believes in me . . .  
rivers of living water will flow  
from within them."  
John 7:38, NIV**

## BASIC TRUTH

**I can trust God no matter what.**

## 1. MAKING WAVES OVER AND UNDER

**WHAT YOU NEED:** inflated "Make Waves" beach ball for each group

### WHAT YOU DO:

- Divide kids into manageable groups of 10-12 for older kids, or 5-6 for younger ones.
- Direct each group to line up in a straight line with each kid facing the back of the one in front of them.
- Give the beach ball to the kid at the front of each line.
- Instruct the first kid to pass the ball over their head to the kid behind them.
- Direct the next kid in line to pass the ball through their legs to the next kid in line behind them.
- Instruct the kids to continue alternating the way the ball is passed until they reach the last kid in line.
- When the ball reaches the end of the line, direct the kids to reverse the passes and get the ball back to the start of the line.
- After playing one round, set up a competition between the teams to see which team finishes first.

### WHAT YOU SAY:

"You guys made some waves just then! Awesome! There are lots of different ways to follow Jesus and show His love to the world. But no matter what you do to follow Jesus, you'll always 'make waves' when you do!"

## 2. PADDLE BALL BALANCING ACT

**WHAT YOU NEED:** ping-pong paddle—one per group; inflated beach ball—one per group; masking tape lines

### WHAT YOU DO:

- **A zig zag line will be placed down for the kids to follow as a path**
- Divide kids into manageable groups of 10-12 for older kids, or 5-6 for younger ones.
- Direct half of each group to line up at the beginning of their path.
- Instruct the other half of the group to line up at the end of the path.
- Give the first kid in line a paddle and a beach ball.
- Instruct the first kid to walk on the tape line and keep the ball balanced on the paddle.
- Direct the kid not to touch the ball with their free hand.
- When they reach the end of the path, instruct the kid to hand off the paddle and ball to the next kid. (This is the only time they're allowed to touch the ball.)
- The first team to get all kids to the other side is the winner.

### WHAT YOU SAY:

"Wow! Those zig zags and turns really made the game harder! When you follow Jesus, you will encounter obstacles too. And it's okay when you do. It's even okay if they get in your way and you fall. Jesus just wants you to keep your eyes on Him and follow Him as best you can."