

LEADER TRAINING

A LOOP IS NOT...

1. A Teacher Driven Setting
2. A Confessional
3. A Support Group
4. A Gripe or Gossip Session

I CORINTHIANS 12:24-26

A LOOP IS ...

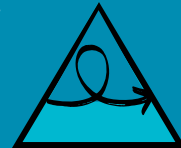
1. Where people are cared for
2. Where people are encouraged
3. Where people are challenged
4. Where people find purpose
5. Where people grow



LOOP

8 DO'S AND DON'TS FOR A GROUP LAUNCH

1. Don't begin with preconceived expectations.
2. Don't allow people to feel pressured.
3. Don't ask people to read aloud until you know they are comfortable doing so.
4. Don't assume everyone will want to pray aloud.
5. Don't ask people to give spontaneous "testimonies."
6. Do ask people to let you know if they feel uncomfortable praying or reading aloud.
7. Do ask people ahead of time if they're willing to share their faith stories.
8. Do ask for volunteers to read Scripture.



LOOP

WHAT DOES IT TAKE AT FRESH START CHURCH TO BE A LOOP LEADER?

WHAT DOES A LOOP DO?

1. Meet together once a week (preferably) or every other week.
2. Study the weekend message via an online study guide. The guide can be downloaded at *FreshStart.Church/LOOPLeader*.
3. Serve together ideally once a semester.

I CORINTHIANS 12:24-26

WHAT DOES A LOOP LEADER DO?

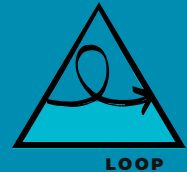
1. Pray for LOOP members daily.
2. Facilitate the LOOP every week or every other week.
3. Raise up others in their LOOP to become LOOP Leaders.



LOOP


8 KEY HABITS OF EFFECTIVE SMALL GROUP LEADERS

1. Dream of leading a healthy, growing, multiplying group.
2. Pray for group members daily.
3. Invite new people to visit the group weekly.
4. Contact group members regularly.
5. Prepare for the group meeting.
6. Mentor an apprentice leader.
7. Plan group fellowship activities.
8. Be committed to personal growth.



LEADING DISCUSSIONS

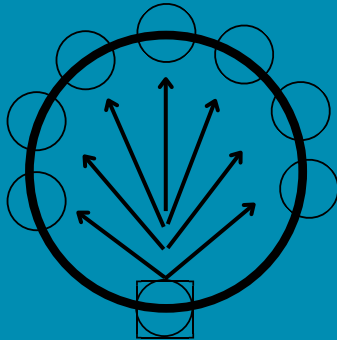
- Arrange the group in a circle, if possible, so that everyone can see each other.
- Let the group know that you don't have all the answers.
- Let the group know that it's okay to interrupt you at any time if they have a question
- Ask for input and feedback to what you have shared.
- Direct responses or questions back to the group when they are initially directed to you
- Try to include everyone.
- Ask "open-ended" questions as opposed to "yes or no" questions.
- Ask for clarification or dig deeper into an answer to make it come alive
- Allow tangents, but refocus if necessary.
- Acknowledge everyone who participates
- Refer back to a point that someone else made
- Use summary statements to clarify discussion
- Ask questions in a conversational tone.



GUARDING DISCUSSIONS

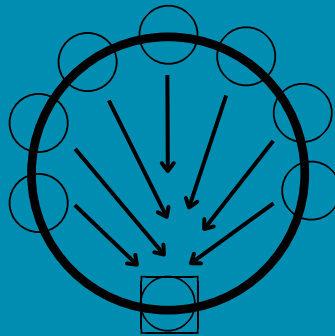
- Don't allow people to confess anyone's faults (particularly their spouse's) but their own.
- Don't allow doctrinal discussion to become divisive or argumentative.
- Don't entertain negative attitudes toward the church.
- Don't allow one person's continual problem to be the focus of the group.

NOT THIS:




Leader doing all of the talking.

NOT THIS:



Group Responding

BUT THIS:



Group interacting